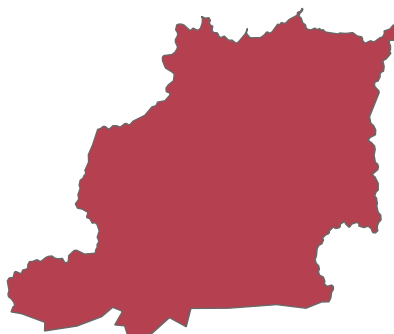
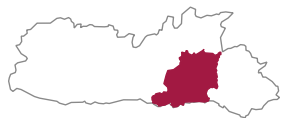


East Khasi Hills

Meghalaya



What this Factsheet Contains

India has committed to accomplishing the Sustainable Development Goals (SDGs) by 2030. We provide a status report for 707 districts of India for **33 SDG indicators** that cover 9 of the 17 official SDGs related to the **Population Health** and **Social Determinants of Health**. The data for this assessment comes from two rounds of the National Family Health Survey (NFHS) conducted in 2016 and 2021. This Factsheet is based on the analysis published in Subramanian, S. V. et al (2023) Progress on Sustainable Development Goal indicators in 707 districts of India: a quantitative mid-line assessment using the National Family Health Surveys, 2016 and 2021. **The Lancet Regional Health-Southeast Asia**. <https://doi.org/10.1016/j.lansea.2023.100155>

Summary

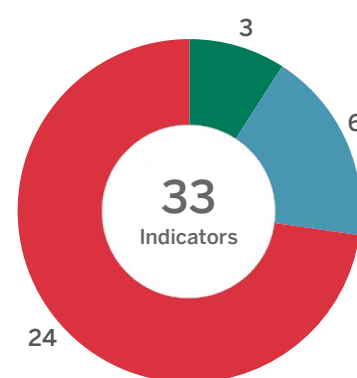
Ranking based on Percentage of SDG Indicators showing **Achieved (I & II)** and **On-Target** (out of 707 Districts)



All-India Status on SDG Indicators



District Status on SDG Indicators



● Achieved-I ● Achieved-II ● On-Target ● Off-Target

Notes

Achieved-I: have already met the SDG target by 2021 and have either observed an improvement between 2016 and 2021 or a worsening small enough in magnitude between 2016 and 2021 such that the Achieved status is maintained by 2030.

Achieved-II: have already met the SDG target by 2021 but have observed a worsening magnitude of change between 2016 and 2021. If this trend continues, the Achieved status will be undone by 2030.

On-Target: have not met the SDG target by 2021 and have observed a magnitude of improvement between 2016 and 2021 sufficient to meet the target by 2030.

Off-Target: have not met the SDG target by 2021 and either observed worsening between 2016 and 2021 or observed an insufficient magnitude of improvement between 2016 and 2021. If these trends continue, the targets will not be met by 2030.

District (2021): shows the estimated prevalence for the SDG indicators from NFHS-5 microdata.

District Change (2021-2016): shows the percentage point difference in estimated prevalence for the SDG indicators between NFHS-5 and NFHS-4.

Citation

Geographic Insights Lab. **Progress of Districts on Sustainable Development Goals (IndiaFacts Series)** India Policy Insights. March 2023. Cambridge, MA: Geographic Insights Lab, Harvard University.
See: <https://geographicinsights.iq.harvard.edu/District-SDG-Progress>

Acknowledgments

We wish to acknowledge the support of the International Institute for Population Sciences in facilitating access to the data and the district shapefiles.

Layout and Design of the Factsheet

Mohit Chaurasiya, Akhil Kumar and S V Subramanian

SDG Indicator	UN Target (2030)	India Status	District (2021)	District Change (2021-2016)	District Status
<p style="text-align: center;"> ● Achieved-I ● On-Target ● Off-Target </p> <p style="text-align: right;"> ● Achieved-I ● Achieved-II ● On-Target ● Off-Target </p>					
SDG Goal 1: No Poverty 🧑🧑🧑					
1.2.2	Multidimensional Poverty	13.95%	●	17.95	-0.81 ●
1.3.1	Health Insurance (Men)	99%	●	40.61	4.25 ●
1.3.1	Health Insurance (Women)	99%	●	50.40	5.15 ●
1.4.1	Access to Basic Services	99%	●	40.40	0.42 ●
SDG Goal 2: Zero Hunger 🍲					
2.2.1	Stunting	23.05%	●	41.77	-0.90 ●
2.2.2	Wasting and Overweight	5%	●	15.33	0.34 ●
2.2.3	Anaemia (Non-Pregnant Women)	26.61%	●	48.49	0.41 ●
2.2.3	Anaemia (Pregnant Women)	25.20%	●	46.48	-0.17 ●
2.2.3	Anaemia (Women)	26.55%	●	48.40	0.42 ●
SDG Goal 3: Good Health and Well Being 🏥					
3.1.2	Skilled Birth Attendants	99%	●	76.54	0.22 ●
3.2.1	Under 5 Mortality	2.5 per 100 live births	●	2.45	-0.06 ●
3.2.2	Neonatal Mortality	1.2 per 100 live births	●	1.48	0.04 ●
3.7.1	Modern Contraceptive Use	99%	●	24.35	-3.48 ●
3.7.2	Adolescent Pregnancy (10 to 14)	0.5%	●	0.22	0.00 ●
3.7.2	Teenage Pregnancy (15 to 19)	0.5%	●	7.14	0.33 ●
3.a.1	Tobacco Use (Men)	5%	●	59.38	-2.53 ●
3.a.1	Tobacco Use (Women)	5%	●	21.23	-3.58 ●
3.b.1	Full Vaccination (Card)	99%	●	42.55	-3.06 ●
SDG Goal 5: Gender Equality ♀					
5.2.1	Partner Violence (Physical or Sexual)	0.5%	●	6.07	-1.36 ●
5.2.1	Partner Violence (Physical)	0.5%	●	4.63	-1.50 ●
5.2.1	Partner Violence (Sexual)	0.5%	●	2.57	0.22 ●
5.3.1	Child Marriage Girl (< 15)	0.5%	●	1.27	-0.03 ●
5.3.1	Child Marriage Girl (< 18)	0.5%	●	14.52	1.08 ●
5.b.1	Own Mobile Phone (Women)	99%	●	68.70	-1.00 ●
SDG Goal 6: Clean Water and Sanitation 💧					
6.1.1	Improved Water	99%	●	90.69	0.11 ●
6.2.1	Hand-washing Facility	99%	●	83.56	-2.76 ●
6.2.1	Improved Sanitation	99%	●	95.54	1.48 ●
SDG Goal 7: Affordable and Clean Energy ☀️					
7.1.1	Electricity Access	99%	●	97.25	0.19 ●
7.1.2	Clean Fuel for Cooking	99%	●	48.86	1.35 ●
SDG Goal 8: Decent Work and Economic Growth 📈					
8.10.2	Have Bank Account (Women)	99%	●	69.99	2.23 ●
SDG Goal 16: Peace, Justice and Strong Institutions ⚖️					
16.2.3	Teenage Sexual Violence	0.5%	●	0.32	0.01 ●
16.9.1	Birth Registration	99%	●	81.91	-1.38 ●
SDG Goal 17: Partnerships for the Goals 🤝					
17.8.1	Internet Use	99%	●	56.65	8.23 ●