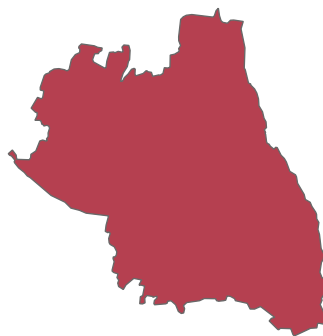
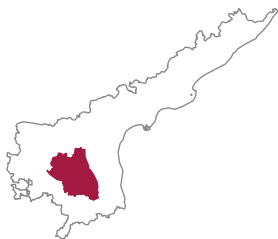


**Y.S.R.**

Andhra Pradesh

Aspirational District



## What this Factsheet Contains

India has committed to accomplishing the Sustainable Development Goals (SDGs) by 2030. We provide a status report for 707 districts of India for **33 SDG indicators** that cover 9 of the 17 official SDGs related to the **Population Health** and **Social Determinants of Health**. The data for this assessment comes from two rounds of the National Family Health Survey (NFHS) conducted in 2016 and 2021. This Factsheet is based on the analysis published in Subramanian, S. V. et al (2023) Progress on Sustainable Development Goal indicators in 707 districts of India: a quantitative mid-line assessment using the National Family Health Surveys, 2016 and 2021. **The Lancet Regional Health-Southeast Asia**. <https://doi.org/10.1016/j.lansea.2023.100155>

## Summary

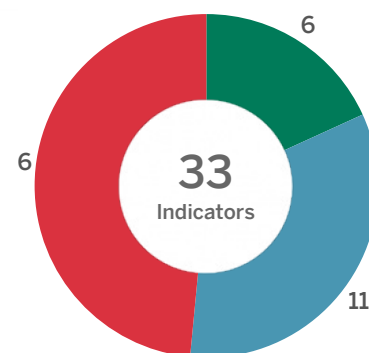
Ranking based on Percentage of SDG Indicators showing **Achieved (I & II)** and **On-Target** (out of 707 Districts)



All-India Status on SDG Indicators



District Status on SDG Indicators



● Achieved-I ● Achieved-II ● On-Target ● Off-Target

## Notes

**Achieved-I:** have already met the SDG target by 2021 and have either observed an improvement between 2016 and 2021 or a worsening small enough in magnitude between 2016 and 2021 such that the Achieved status is maintained by 2030.

**Achieved-II:** have already met the SDG target by 2021 but have observed a worsening magnitude of change between 2016 and 2021. If this trend continues, the Achieved status will be undone by 2030.

**On-Target:** have not met the SDG target by 2021 and have observed a magnitude of improvement between 2016 and 2021 sufficient to meet the target by 2030.

**Off-Target:** have not met the SDG target by 2021 and either observed worsening between 2016 and 2021 or observed an insufficient magnitude of improvement between 2016 and 2021. If these trends continue, the targets will not be met by 2030.

**District (2021):** shows the estimated prevalence for the SDG indicators from NFHS-5 microdata.

**District Change (2021-2016):** shows the percentage point difference in estimated prevalence for the SDG indicators between NFHS-5 and NFHS-4.

## Citation

Geographic Insights Lab. **Progress of Districts on Sustainable Development Goals (IndiaFacts Series)** India Policy Insights. March 2023. Cambridge, MA: Geographic Insights Lab, Harvard University.  
See: <https://geographicinsights.iq.harvard.edu/District-SDG-Progress>

## Acknowledgments

We wish to acknowledge the support of the International Institute for Population Sciences in facilitating access to the data and the district shapefiles.

## Layout and Design of the Factsheet

Mohit Chaurasiya, Akhil Kumar and S V Subramanian

SDG Indicator		UN Target (2030)	India Status	District (2021)	District Change (2021-2016)	District Status
			<span style="color: green;">●</span> Achieved-I   <span style="color: blue;">●</span> On-Target <span style="color: red;">●</span> Off-Target			<span style="color: green;">●</span> Achieved-I   <span style="color: lightgreen;">●</span> Achieved-II <span style="color: blue;">●</span> On-Target   <span style="color: red;">●</span> Off-Target
<b>SDG Goal 1: No Poverty</b> 🧑🧑🧑						
1.2.2	Multidimensional Poverty	13.95%	<span style="color: blue;">●</span>	<b>4.11</b>	-1.01	<span style="color: green;">●</span>
1.3.1	Health Insurance (Men)	99%	<span style="color: red;">●</span>	<b>94.14</b>	3.60	<span style="color: blue;">●</span>
1.3.1	Health Insurance (Women)	99%	<span style="color: red;">●</span>	<b>80.55</b>	2.07	<span style="color: blue;">●</span>
1.4.1	Access to Basic Services	99%	<span style="color: red;">●</span>	<b>43.12</b>	-1.35	<span style="color: red;">●</span>
<b>SDG Goal 2: Zero Hunger</b> 🍲						
2.2.1	Stunting	23.05%	<span style="color: red;">●</span>	<b>32.23</b>	-0.37	<span style="color: red;">●</span>
2.2.2	Wasting and Overweight	5%	<span style="color: red;">●</span>	<b>15.00</b>	-0.60	<span style="color: red;">●</span>
2.2.3	Anaemia (Non-Pregnant Women)	26.61%	<span style="color: red;">●</span>	<b>56.30</b>	-0.33	<span style="color: red;">●</span>
2.2.3	Anaemia (Pregnant Women)	25.20%	<span style="color: red;">●</span>	<b>54.69</b>	-0.34	<span style="color: red;">●</span>
2.2.3	Anaemia (Women)	26.55%	<span style="color: red;">●</span>	<b>56.39</b>	-0.30	<span style="color: red;">●</span>
<b>SDG Goal 3: Good Health and Well Being</b> 🏥						
3.1.2	Skilled Birth Attendants	99%	<span style="color: blue;">●</span>	<b>99.65</b>	0.55	<span style="color: green;">●</span>
3.2.1	Under 5 Mortality	2.5 per 100 live births	<span style="color: blue;">●</span>	<b>3.44</b>	-0.01	<span style="color: red;">●</span>
3.2.2	Neonatal Mortality	1.2 per 100 live births	<span style="color: blue;">●</span>	<b>1.41</b>	-0.20	<span style="color: blue;">●</span>
3.7.1	Modern Contraceptive Use	99%	<span style="color: red;">●</span>	<b>92.97</b>	0.10	<span style="color: red;">●</span>
3.7.2	Adolescent Pregnancy (10 to 14)	0.5%	<span style="color: green;">●</span>	<b>0.13</b>	-0.01	<span style="color: green;">●</span>
3.7.2	Teenage Pregnancy (15 to 19)	0.5%	<span style="color: red;">●</span>	<b>10.15</b>	0.25	<span style="color: red;">●</span>
3.a.1	Tobacco Use (Men)	5%	<span style="color: red;">●</span>	<b>14.95</b>	-3.37	<span style="color: blue;">●</span>
3.a.1	Tobacco Use (Women)	5%	<span style="color: blue;">●</span>	<b>0.66</b>	-0.59	<span style="color: green;">●</span>
3.b.1	Full Vaccination (Card)	99%	<span style="color: blue;">●</span>	<b>79.51</b>	6.03	<span style="color: blue;">●</span>
<b>SDG Goal 5: Gender Equality</b> ♀						
5.2.1	Partner Violence (Physical or Sexual)	0.5%	<span style="color: red;">●</span>	<b>33.00</b>	-0.48	<span style="color: red;">●</span>
5.2.1	Partner Violence (Physical)	0.5%	<span style="color: red;">●</span>	<b>31.86</b>	-0.71	<span style="color: red;">●</span>
5.2.1	Partner Violence (Sexual)	0.5%	<span style="color: red;">●</span>	<b>1.63</b>	-0.14	<span style="color: blue;">●</span>
5.3.1	Child Marriage Girl (< 15)	0.5%	<span style="color: blue;">●</span>	<b>4.02</b>	0.27	<span style="color: red;">●</span>
5.3.1	Child Marriage Girl (< 18)	0.5%	<span style="color: red;">●</span>	<b>24.14</b>	-0.45	<span style="color: red;">●</span>
5.b.1	Own Mobile Phone (Women)	99%	<span style="color: red;">●</span>	<b>59.01</b>	3.87	<span style="color: red;">●</span>
<b>SDG Goal 6: Clean Water and Sanitation</b> 💧						
6.1.1	Improved Water	99%	<span style="color: red;">●</span>	<b>99.88</b>	0.04	<span style="color: green;">●</span>
6.2.1	Hand-washing Facility	99%	<span style="color: red;">●</span>	<b>50.33</b>	-2.81	<span style="color: red;">●</span>
6.2.1	Improved Sanitation	99%	<span style="color: blue;">●</span>	<b>87.95</b>	2.24	<span style="color: blue;">●</span>
<b>SDG Goal 7: Affordable and Clean Energy</b> ☀️						
7.1.1	Electricity Access	99%	<span style="color: blue;">●</span>	<b>99.79</b>	-0.01	<span style="color: green;">●</span>
7.1.2	Clean Fuel for Cooking	99%	<span style="color: red;">●</span>	<b>94.65</b>	3.20	<span style="color: blue;">●</span>
<b>SDG Goal 8: Decent Work and Economic Growth</b> 🏢						
8.10.2	Have Bank Account (Women)	99%	<span style="color: blue;">●</span>	<b>84.23</b>	1.76	<span style="color: blue;">●</span>
<b>SDG Goal 16: Peace, Justice and Strong Institutions</b> ⚖️						
16.2.3	Teenage Sexual Violence	0.5%	<span style="color: blue;">●</span>	<b>0.71</b>	-0.07	<span style="color: blue;">●</span>
16.9.1	Birth Registration	99%	<span style="color: blue;">●</span>	<b>96.20</b>	3.44	<span style="color: blue;">●</span>
<b>SDG Goal 17: Partnerships for the Goals</b> 🤝						
17.8.1	Internet Use	99%	<span style="color: blue;">●</span>	<b>30.33</b>	5.53	<span style="color: red;">●</span>