

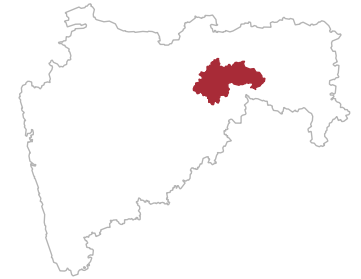
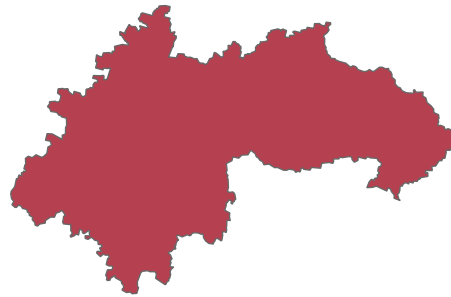
## Yavatmal-Washim (GEN)

Maharashtra

No. of Electors (2019): 19,16,185

### Intersecting Districts

Washim  
Yavatmal



## What this Factsheet Contains

This Factsheet is based on our interactive **NFHS Policy Tracker for Parliamentary Constituencies (PCs)**—part of our **India Policy Insights** initiative. It provides performance measures for 93 indicators and a side-by-side comparison with national and state averages for each PC. It also shows the net change between 2016 and 2021 for 86 indicators to highlight performance gains and losses. The Factsheet additionally lists the intersecting districts for each PC and links each indicator to a current GOI program, thereby readily providing a policy and program context for its meaningful use. See: <https://geographicinsights.iq.harvard.edu/nfhs-tracker-pc>

### Indicator Summary (2021)

Number of Indicators better than All-India average



Number of Indicators better than State average

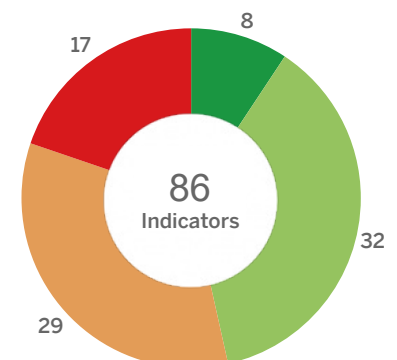


### Indicator Change Summary (Between 2016 and 2021)

Ranking based on Percentage of Indicators showing Any Improvement (out of 543 PCs)



● Highest Improvement | ● Improvement | ● Worsened | ● Extremely Worsened



#### Top 15 Indicators showing Improvement

- Clean fuel for cooking
- Improved sanitation
- Menstrual hygiene
- Full vaccination
- In public facility
- Children with diarrhoea who received zinc
- Health insurance coverage
- Exclusive breastfeeding (within 6 months)
- Iron folic acid for 180 days
- Breastfed within one hour of birth
- 3 doses of polio vaccine
- Anemia (Pregnant women)
- Iron folic acid for 100 days
- Mother and Child Protection card received
- Alcohol consumption (Men)

#### Top 15 Indicators showing Worsening

- Postnatal check by skilled health workers
- Anemia (Non-pregnant women)
- Anemia (All women)
- Anemia (Children)
- At least 4 antenatal care visits
- Mild blood pressure (Women)
- Anemia (All adolescent women)
- Children with fever or ARI taken to health facility
- Caesarean section in public sector
- Prevalence of diarrhoea
- Vitamin A dose in the last 6 months
- Last birth protected against neonatal tetanus
- Caesarean section delivery
- Mild blood pressure (Men)
- Caesarean section in private sector

For more details, see the complete listing of Improving or Worsening Indicators (pp. 2-4).

| Indicator %                                   | Government of India Programs   | India 2021 | State 2021 | PC 2021     | PC Change 2021-2016 |   |
|---|--|------------|------------|-------------|---------------------|---|
| <b>Population and Household Profile</b>       |  |            |            |             |                     |   |
| Clean fuel for cooking                        | PMUY   | 58.6       | 79.7       | <b>68.6</b> | 31.6                | ● |
| Birth registration                            | RBDA   | 89.1       | 96.3       | <b>97.7</b> | 0.9                 | ● |
| Health insurance coverage                     | PMJAY, PMSBY, AABY   | 41         | 20         | <b>25.3</b> | 10                  | ● |
| Improved sanitation                           | SBM  | 70.2       | 72         | <b>64.4</b> | 17.3                | ● |
| Population in household with electricity      | Saubhagya, DDUGJY, KUSUM, Ujjwala-DISCOM, IPDS, SCM, JNNURM, WISTS, NSM, PMAY-U, JNNURM, AMRUT, MPLADS | 96.8       | 97.8       | <b>97.6</b> | 2.6                 | ● |
| Female school attendance                      | RTE, NEP, SSA, KGBV, DGAG, NSIG, SVSGC, BBBP, SWAYAM   | 71.8       | 79.6       | <b>78.2</b> | 0                   | ● |
| Improved water                                | JJM, ABY, Amrit sarovar, Jaldoot, PMAY-G, SBM-G  | 95.9       | 93.5       | <b>84.7</b> | -1.1                | ● |
| Iodized salt                                  | NIDDCP, Fortification  | 94.3       | 96.2       | <b>94.6</b> | -3.5                | ● |
| Population below 15 years                     | RKSK, RBSK   | 26.5       | 22.8       | <b>21.6</b> | -3.3                | ● |
| Death registration                            | RBDA, MDSR   | 70.8       | 89.7       | <b>87.6</b> |                     |   |
| <b>Characteristics of Women</b>               |  |            |            |             |                     |   |
| 10 or more years of schooling (Women)         | RUSA, ATL, RAA, DIKSHA, NEP  | 41         | 50.4       | <b>41.4</b> | 0.7                 | ● |
| Literate women                                | NILP   | 71.5       | 84.6       | <b>76.8</b> | -1.4                | ● |
| <b>Marriage and Fertility</b>                 |  |            |            |             |                     |   |
| Child marriage (Women)                        | PCM  | 23.3       | 21.9       | <b>19.4</b> | -2.9                | ● |
| Menstrual hygiene                             | SPMH, AFHC, AHS, PEP, RKSK, SBM-G  | 77.6       | 84.8       | <b>84.5</b> | 14.1                | ● |
| Third or higher order birth                   | ESB, HDC, MPV, MTP, NPP  | 26.5       |            | <b>18</b>   | -2.3                | ● |
| Adolescent pregnancy                          | POCSO, MTP   | 6.8        | 7.6        | <b>9</b>    | 2.6                 | ● |
| <b>Current Use of Family Planning Methods</b> |  |            |            |             |                     |   |
| Condom  | NPP, MPV, HDC, NRHM  | 9.5        | 10.2       | <b>8.6</b>  | 0.3                 | ● |
| IUD/PPIUD                                     | NPP, MPV, RPF-PPIUCD, NRHM   | 2.1        | 1.9        | <b>1.1</b>  | 0.3                 | ● |
| Pill  | NPP, MPV, Chayya, Mala-N, NRHM   | 5.4        | 1.8        | <b>0.9</b>  | 0.1                 | ● |
| Any contraceptive method                      | NPP, MPV, NRHM, FPIS, ECS, RPF-PPIUCD, Antara, ESB, HDC  | 66.7       | 66.2       | <b>73.8</b> | -0.5                | ● |
| Any modern method                             | NPP, MPV, NRHM, FPIS, ECS, RPF-PPIUCD, Antara, ESB, HDC  | 56.4       | 63.8       | <b>71.4</b> | -1.3                | ● |
| Female sterilization                          | MPV, FPIS, NRHM  | 37.9       | 49.1       | <b>58.3</b> | -2.1                | ● |
| Male sterilization                            | MPV, NSV, FPIS, NRHM   | 0.3        | 0.4        | <b>0.1</b>  | -0.1                | ● |
| Injectables                                   | NPP, MPV, Antara, NRHM   | 0.6        | 0.2        | <b>0.2</b>  |                     |   |
| <b>Unmet Need for Family Planning</b>         |  |            |            |             |                     |   |
| Total unmet need                              | NPP, MPV, RPF-PPIUCD, Antara, ESB, HDC, NRHM, FPIS, ECS  | 9.4        | 9.6        | <b>6.5</b>  | -0.4                | ● |
| Unmet need for spacing                        | NPP, MPV, ESB, NRHM, FPIS, ECS, RPF-PPIUCD, Antara, HDC  | 4          | 3.8        | <b>3.2</b>  | -0.6                | ● |
| <b>Quality of Family Planning Services</b>    |  |            |            |             |                     |   |
| Current users ever told about side effects    | NPP, MPV, NRHM   | 62.4       | 52.1       | <b>48.7</b> | 1.8                 | ● |
| Interaction of health worker                  | MPV, NRHM, ESB, JSSK   | 23.9       | 21.9       | <b>22.3</b> | -5                  | ● |
| <b>Maternal and Child Health</b>              |  |            |            |             |                     |   |
| Iron folic acid for 100 days                  | AMB, POSHAN, NAP, WIFSP, RBSK, TBSY  | 44.1       | 48.2       | <b>44.6</b> | 6.9                 | ● |
| Iron folic acid for 180 days                  | AMB, POSHAN, NAP, WIFSP, RBSK, TBSY  | 26         | 30.9       | <b>28.8</b> | 9.4                 | ● |

| Indicator %   | Government of India Programs       | India 2021 | State 2021 | PC 2021     | PC Change 2021-2016 |   |
|---|------------------------------------|------------|------------|-------------|---------------------|---|
| Mother and Child Protection card received           | None                               | 95.9       | 95.4       | <b>99.2</b> | 6.8                 | ● |
| Antenatal check-up in the first trimester           | PMSMA, PMMVY, JSSK                 | 70         | 70.9       | <b>70.9</b> | 0.4                 | ● |
| Mothers received postnatal care                     | PMSMA, PMMVY, MCC, JSSK            | 78         | 85.4       | <b>85.2</b> | 4.7                 | ● |
| At least 4 antenatal care visits                    | PMSMA, PMMVY, JSSK                 | 58.5       | 70.3       | <b>64.9</b> | -9.5                | ● |
| Last birth protected against neonatal tetanus       | PMMVY, PMSMA, SMA, ICDS, JSSK, LQI | 92         | 90.1       | <b>88.9</b> | -5.8                | ● |
| Postnatal check by skilled health workers           | JSSK, SMA, MCC, ICDS, NSSK         | 11.5       | 89.1       | <b>7.4</b>  | -35.2               | ● |
| <b>Delivery Care</b>                                |                                    |            |            |             |                     |   |
| In public facility                                  | JSY, JSSK, LQI, PMMVY, PMSMA, MCC  | 61.9       | 55.8       | <b>64.5</b> | 13.1                | ● |
| Births by skilled health personnel                  | JSY, JSSK, LQI, HBNC               | 89.4       | 93.8       | <b>88.7</b> | 0.6                 | ● |
| Institutional births                                | JSY, JSSK, LQI, PMMVY, PMSMA, MCC  | 88.6       | 94.7       | <b>95.7</b> | 5.9                 | ● |
| Caesarean section delivery                          | JSY, JSSK, LQI                     | 21.5       | 25.4       | <b>16.5</b> | 5.7                 | ● |
| Caesarean section in private sector                 | JSY, JSSK, LQI                     | 47.5       | 39.1       | <b>30.5</b> | 5.4                 | ● |
| Caesarean section in public sector                  | JSY, JSSK, LQI                     | 14.3       | 18.3       | <b>12</b>   | 6.9                 | ● |
| Home delivery by skilled health personnel           | BMBP, HBNC, SMB, PMMVY, ICDS-ANM   | 3.2        | 2          | <b>1</b>    | -1.4                | ● |
| <b>Child Vaccinations and Vit A Supplements</b>     |                                    |            |            |             |                     |   |
| 3 doses of polio vaccine                            | IMI, PPP                           | 80.5       | 79         | <b>86.3</b> | 8.6                 | ● |
| First dose of measles-containing vaccine            | IMI                                | 87.9       | 84.7       | <b>92.6</b> | 3.9                 | ● |
| Full vaccination                                    | IMI, PPP                           | 76.6       | 73.5       | <b>79</b>   | 13.3                | ● |
| 3 doses of penta or DPT vaccine                     | IMI                                | 86.7       | 83.4       | <b>88.8</b> | -1                  | ● |
| 3 doses of penta or hepatitis B vaccine             | IMI                                | 83.9       | 75.6       | <b>79</b>   | -0.4                | ● |
| Full vaccination (Source from card only)            | IMI, PPP                           | 74.3       | 81.7       | <b>81.4</b> | -2.2                | ● |
| Vitamin A dose in the last 6 months                 | NVAPP                              | 71.2       | 72.2       | <b>69.6</b> | -6.1                | ● |
| 3 doses of rotavirus vaccine                        | IMI                                | 36.4       | 8.2        | <b>2.1</b>  |                     |   |
| Second dose of measles-containing vaccine           | IMI                                | 58.6       | 26.3       | <b>60.3</b> |                     |   |
| <b>Treatment of Childhood Diseases</b>              |                                    |            |            |             |                     |   |
| Children with diarrhoea who received zinc           | RBSK, IDCF                         | 30.5       | 27.3       | <b>21.5</b> | 11.6                | ● |
| Children with diarrhoea taken to health facility    | RBSK, IDCF                         | 76.2       | 72.3       | <b>81.4</b> | -2.7                | ● |
| Children with diarrhoea who received ORS            | RBSK, IDCF                         | 60.6       | 59.5       | <b>64.2</b> | -2.4                | ● |
| Children with fever or ARI taken to health facility | NTEP, RBSK, SANPS                  | 69         | 77.5       | <b>81.1</b> | -7                  | ● |
| Prevalence of ARI                                   | NTEP, RBSK, SANPS, RM-ARI          | 2.8        | 3.2        | <b>2.1</b>  | 0.7                 | ● |
| Prevalence of diarrhoea                             | RBSK, IDCF                         | 7.3        | 8.9        | <b>12.9</b> | 6.3                 | ● |
| <b>Child Feeding and Nutritional Status</b>         |                                    |            |            |             |                     |   |
| Stunting  | POSHAN, ICDS, AK, NRC, RBSK, BPKK  | 35.5       | 35.2       | <b>35.7</b> | -5.3                | ● |
| Breastfed within one hour of birth                  | MAA, LMC, JSSK                     | 41.8       | 53.2       | <b>69.7</b> | 8.7                 | ● |
| Exclusive breastfeeding (within 6 months)           | MAA, LMC                           | 63.7       | 71         | <b>75.3</b> | 9.5                 | ● |
| Overweight  | POSHAN                             | 3.4        | 4.1        | <b>5.2</b>  | 2.3                 | ● |

| Indicator %                                     | Government of India Programs                      | India 2021 | State 2021 | PC 2021     | PC Change 2021-2016 |   |
|---|---|------------|------------|-------------|---------------------|---|
| Underweight                                     | POSHAN, ICDS, AK, NRC, RBSK, BPKK                 | 32.1       | 36.1       | <b>37.7</b> | -6                  | ● |
| Receiving solid/semi-solid food (6-8 months)    | POSHAN, ICDS                                      | 45.9       | 52.7       | <b>46.3</b> | 1.7                 | ● |
| Severe wasting                                  | POSHAN, ICDS, AK, NRC, RBSK, BPKK                 | 7.7        | 10.9       | <b>11.3</b> | -0.4                | ● |
| Wasting   | POSHAN, ICDS, AK, NRC, RBSK, BPKK                 | 19.3       | 25.6       | <b>26</b>   | -3.3                | ● |
| Adequate diet (All children - 6-23 months)      | NFSA, TPDS, POSHAN, WBNP, AK, RKVY, PMMVY, AAY    | 11         | 9          | <b>4.3</b>  | -1.5                | ● |
| Adequate diet (Breastfeeding - 6-23 months)     | MAA, LMC, NFSA, POSHAN                            | 10.8       | 8.4        | <b>4.1</b>  | -0.7                | ● |
| Adequate diet (Non-breastfeeding - 6-23 months) | NFSA, TPDS, POSHAN, WBNP, AK, RKVY, PMMVY, AAY    | 12.3       | 12         | <b>6.3</b>  | -3                  | ● |
| <b>Nutritional Status of Women</b>              |   |            |            |             |                     |   |
| BMI below normal (Women)                        | AK, NRC, BPKK, NFSA, TPDS, POSHAN                 | 18.7       | 20.8       | <b>21.7</b> | -5.1                | ● |
| Overweight or obese (Women)                     | IHIP, PMSSY, NPCDCS                               | 24         | 23.4       | <b>12.9</b> | 0.1                 | ● |
| Risky waist-to-hip ratio (Women)                | IHIP, PMSSY, NPCDCS                               | 56.7       | 44.5       | <b>25.3</b> |                     |   |
| <b>Anemia among Children and Women</b>          |   |            |            |             |                     |   |
| Anemia (Pregnant women)                         | AMB, NAP, WIFSP, PMSMA, JSSK                      | 52.2       | 45.6       | <b>44.5</b> | -8                  | ● |
| Anemia (All adolescent women)                   | AMB, NAP, WIFSP, RSKS, TBSY                       | 59.1       | 57.2       | <b>54.9</b> | 7.8                 | ● |
| Anemia (All women)                              | AMB, NAP, WIFSP                                   | 57         | 54.2       | <b>54.6</b> | 13.6                | ● |
| Anemia (Children)                               | AMB, POSHAN, NAP, WIFSP, RBSK, TBSY               | 67.1       | 68.9       | <b>76.4</b> | 13.3                | ● |
| Anemia (Non-pregnant women)                     | AMB, NAP, WIFSP                                   | 57.2       | 54.5       | <b>56.5</b> | 16.1                | ● |
| <b>Blood Sugar Level among Adults</b>           |   |            |            |             |                     |   |
| High (141-160 mg/dl) (Men)                      | NPCDCS, AMRIT, eAushidhi, IHIP, PMSSY, ABWC       | 7.3        | 6.5        | <b>4.6</b>  | 1.4                 | ● |
| High (141-160 mg/dl) (Women)                    | NPCDCS, AMRIT, eAushidhi, IHIP, PMSSY, ABWC       | 6.1        | 5.7        | <b>4.5</b>  | 2.5                 | ● |
| High or very high or taking medicine (Men)      | NPCDCS, AMRIT, eAushidhi, IHIP, PMSSY, ABWC       | 15.6       | 13.6       | <b>9.5</b>  | 2.5                 | ● |
| High or very high or taking medicine (Women)    | NPCDCS, AMRIT, eAushidhi, IHIP, PMSSY, ABWC       | 13.5       | 12.4       | <b>8.5</b>  | 4.7                 | ● |
| Very high (>160 mg/dl) (Men)                    | NPCDCS, AMRIT, eAushidhi, IHIP, PMSSY, ABWC       | 7.1        | 5.9        | <b>3.7</b>  | 0.5                 | ● |
| Very high (>160 mg/dl) (Women)                  | NPCDCS, AMRIT, eAushidhi, IHIP, PMSSY, ABWC       | 6.3        | 5.4        | <b>3.3</b>  | 1.6                 | ● |
| <b>Hypertension among Adults</b>                |   |            |            |             |                     |   |
| Moderate or severe blood pressure (Men)         | NPCDCS, HIHC, AMRIT, eAushidhi, IHIP, PMSSY, ABWC | 5.7        | 5.3        | <b>3.1</b>  | -0.8                | ● |
| Mild blood pressure (Men)                       | NPCDCS, HIHC, AMRIT, eAushidhi, IHIP, PMSSY, ABWC | 15.7       | 16         | <b>14.9</b> | 5.4                 | ● |
| Moderate or severe blood pressure (Women)       | NPCDCS, HIHC, AMRIT, eAushidhi, IHIP, PMSSY, ABWC | 5.2        | 5          | <b>3.3</b>  | 1.2                 | ● |
| Mild blood pressure (Women)                     | NPCDCS, HIHC, AMRIT, eAushidhi, IHIP, PMSSY, ABWC | 12.4       | 13.7       | <b>13.6</b> | 7.9                 | ● |
| Blood Pressure - High/Medication (Men)          | NPCDCS, HIHC, AMRIT, eAushidhi, IHIP, PMSSY, ABWC | 24         | 24.4       | <b>20.8</b> |                     |   |
| Blood Pressure - High/Medication (Women)        | NPCDCS, HIHC, AMRIT, eAushidhi, IHIP, PMSSY, ABWC | 21.3       | 23.1       | <b>20.2</b> |                     |   |
| <b>Tobacco and Alcohol Use among Adults</b>     |   |            |            |             |                     |   |
| Alcohol consumption (Men)                       | IRCA, NPCDCS                                      | 18.8       | 13.9       | <b>13.8</b> | -6.2                | ● |
| Tobacco use (Men)                               | NTCP, COTPA, PEC                                  | 38         | 33.8       | <b>43</b>   | -1.3                | ● |
| Tobacco use (Women)                             | NTCP, COTPA, PEC                                  | 8.9        | 10.9       | <b>6.1</b>  | -0.4                | ● |
| Alcohol consumption (Women)                     | IRCA, NPCDCS                                      | 1.3        | 0.4        | <b>0.1</b>  | 0.1                 | ● |

## Notes

**India 2021:** indicates values from the NFHS-5 All-India Report/Factsheet.

**State 2021:** indicates values from the NFHS-5 State/Union Territory (UT) Factsheets. Blank indicates no value reported in NFHS-5 State/UT Factsheets.

**PC 2021:** indicates estimated values from NFHS-5 microdata. Blank indicates not applicable, as the underlying sample population was not observed.

**PC Change 2021-2016:** indicates percentage point difference between NFHS-5 and NFHS-4. Blank indicates not applicable, as the underlying sample population was not observed or a comparable indicator was unavailable in NFHS-4. Symbol colours indicate the change that a PC experienced on an indicator in relation to all PCs. ● **Highest Improvement** | ● **Improvement** | ● **Worsened** | ● **Extremely Worsened**

**Data Rounding:** values are rounded to one decimal place.

**PC Status:** General (GEN); Scheduled Caste (SC); Scheduled Tribe (ST).

**PC Rank:** All PCs sharing the same rank are assigned the same rank value, with subsequent ranks skipped in order to maintain continuity in the ranking sequence.

**Government of India Programs:** **AK:** Aahaar Kranti; **AABY:** Aam Admi Bima Yojana; **AFHC:** Adolescent Friendly Health Clinics; **AHS:** Adolescent Health Strategy; **AMRIT:** Affordable Medicines and Reliable Implants for Treatment; **AMB:** Anemia Mukta Bharat; **Antara:** Antara Programme; **ABY:** Atal Bhujal Yojana; **AMRUT:** Atal Mission for Rejuvenation and Urban Transformation; **ATL:** Atal Tinkering Labs; **ABWC:** Ayushman Bharat Health and Wellness Centres; **BBBP:** Beti Bachao Beti Padhao Yojana; **BPKK:** Bhartiya Poshan Krishi Kosh; **BMBP:** Birth Microplanning and Birth Preparedness by Skilled birth attendant; **Chayya Mala-N:** Chhaya and Mala-N tablets; **DDUGJY:** Deendayal Upadhyaya Gram Jyoti Yojana; **DGAG:** Digital Gender Atlas for Advancing Girls Education; **DIKSHA:** Digital Infrastructure for Knowledge Sharing; **eAushidhi:** eAushidhi; **ECS:** Enhanced Compensation Scheme; **ESB:** Ensuring Spacing at Birth incentive to ASHA; **FPIS:** Family Planning Indemnity Scheme; **Fortification:** Food Fortification; **GEC:** Green Energy Corridors; **HIHC:** High Impact Hypertension Control Initiative; **HBNC:** Home Based New Born Care; **HDC:** Home delivery of contraceptives scheme; **ICDS:** Integrated Child Development Services; **ICDS-ANM:** Integrated Child Development Services Auxiliary Nurse Midwife; **IHIP:** Integrated Health Information Platform; **IPDS:** Integrated Power Development Scheme; **IRCA:** Integrated Rehabilitation Centres for Addicts; **IDCF:** Intensified Diarrhoea Control Fortnight; **IMI:** Intensified Mission Indradhanush; **JJM:** Jal Jeevan Mission; **Jaldoot App:** **JSSK:** Janani Shishu Suraksha Karyakram; **JSY:** Janani Suraksha Yojana; **JNNURM:** Jawaharlal Nehru National Urban Renewal Mission; **KGBV:** Kasturba Gandhi Balika Vidyalaya; **LQI:** Labour Room Quality Improvement Initiative; **LMC:** Lactation Management Centres; **MDSR:** Maternal Death Surveillance and Response; **MTP:** Medical Termination of Pregnancy Act; **Amrit sarovar:** Mission Amrit Sarovar; **MCC:** Mother and Child card; **MAA:** Mothers Absolute Affection; **MPLADS:** Members of Parliament Local Area Development Scheme; **NEP:** National Education Policy; **NFSA:** National Food Security Act; **NIDDCP:** National Iodine Deficiency Disorders Control Programme; **NAP:** National Nutritional Anaemia Prophylaxis Programme; **NPP:** National Population Policy; **NPCDCS:** National Programme for Prevention and Control of Cancer, Diabetes, Cardiovascular Disease and Stroke; **NRHM:** National Rural Health Mission; **NSIG:** National Scheme of Incentive to Girls for Secondary Education; **NSM:** National Solar Mission; **NSSK:** Navjaat Shishu Suraksha Karyakram; **NTCP:** National Tobacco Control Program; **NTEP:** National Tuberculosis Elimination Programme; **NVAPP:** National Vitamin A prophylaxis programme; **NILP:** New India Literacy Program; **NSV:** No scalpel vasectomy; **NRC:** Nutrition Rehabilitation Centres; **PEP:** Peer Education Programme; **KUSUM:** Pradhan Mantri Kisan Urja Suraksha evam Utthaan Mahabhiyan Yojana; **PMMVY:** Pradhan Mantri Matru Vandana Yojana; **POSHAN:** POSHAN Abhiyaan; **AAV:** Antyodaya Anna Yojana; **PMAY-G:** Pradhan Mantri Awas Yojana - Gramin; **PMAY-U:** Pradhan Mantri Awas Yojana - Urban; **PMJAY:** Pradhan Mantri Jan Aarogya Yojana; **PMVVY:** Pradhan Mantri Matru Vandana Yojana; **PMSBY:** Pradhan Mantri Suraksha Bima Yojana; **PMSMA:** Pradhan Mantri Surakshit Matritva Abhiyan; **PMSSY:** Pradhan Mantri Swasthya Suraksha Yojana; **PMUY:** Pradhan Mantri Ujjwala Yojana; **POCSO:** Protection of Children from Sexual Offences Act; **PPP:** Pulse Polio Programme; **RAA:** Rashtriya Avishkar Abhiyan; **RBSK:** Rashtriya Bal Swasthya Karyakram; **RKSK:** Rashtriya Kishor Swasthya Karyakram; **RKVY:** Rashtriya Krishi Vikas Yojana; **RUSA:** Rashtriya Uchcharat Shiksha Abhiyan; **NEP:** National Education Policy; **RM-ARI:** Reduction in morbidity and mortality due to Acute Respiratory Infections; **RBDA:** Registration of Births and Deaths Act; **RPF-PPIUCD:** Revitalizing Postpartum Family Planning including PPIUCD; **RTE:** Right of Children to Free and Compulsory Education; **SMB:** Safe Motherhood Booklets; **SA:** Saksham Anganwadi; **SSA:** Samagra Shiksha Abhiyaan; **Saubhagya:** Pradhan Mantri Sahaj Bijli Har Ghar Yojana; **SPMH:** Scheme for Promotion of Menstrual Hygiene among Adolescent Girls; **SCM:** Smart Cities Mission; **SANPS:** Social Awareness and Actions to Neutralize Pneumonia Successfully; **SCM:** Solar Cities Mission; **SWAYAM:** Study Webs of Active-Learning for Young Aspiring Minds; **SMA:** Surakshit Matritva Ashwasan; **SBM:** Swachh Bharat Mission; **SBM-G:** Swachh Bharat Mission- Gramin; **SVSGC:** Swami Vivekananda Single Girl Child Scholarship; **TPDS:** Targeted Public Distribution System; **TBSY:** Thalassaemia Bal Sewa Yojana; **COTPA:** Cigarettes and Other Tobacco Products Act; **PCM:** The Prohibition of Child Marriage Act; **PEC:** The Prohibition of Electronic Cigarettes (Production, Manufacture, Import, Export, Transport, Sale, Distribution, Storage and Advertisement) Act; **Ujjwala-DISCOM:** Ujjwala DISCOM Assurance Yojana; **WISTS:** Waiver of Inter State Transmission System Charges; **WIFSP:** Weekly Iron Folic Acid Supplementation Programme; **WBNP:** Wheat Based Nutrition Program; **MPV:** Mission Parivar Vikas.

## References

Kim R, Swaminathan A, Kumar R, Xu Y, Blossom J C, Venkataraman R, Kumar A, Joe W, Subramanian, S V. **Estimating the burden of child malnutrition across parliamentary constituencies in India: A methodological comparison.** 2019. SSM - Population Health, 7: 100375. <https://doi.org/10.1016/j.ssmph.2019.100375>

International Institute for Population Sciences (IIPS) and ICF. 2021. **National Family Health Survey (NFHS-5), 2019-21: India: Volume I.** Mumbai: IIPS. [Dataset] [Version: 7B] Accessed On: August 15, 2022. [https://dhsprogram.com/Countries/Country-Main.cfm?ctry\\_id=57](https://dhsprogram.com/Countries/Country-Main.cfm?ctry_id=57)

International Institute for Population Sciences (IIPS). **National, State and Union Territory, and District Fact Sheets 2019-21 National Family Health Survey NFHS5.** November 2021. <https://data.gov.in/resource/all-india-and-stateut-wise-fact-sheets-national-family-health-survey-nfhs-5-2019-2021>

District to Parliamentary Constituency intersecting information was accessed on June 21, 2022, from <https://electoralsearch.in>

Status of Parliamentary Constituencies and Number of Electorates taken from <https://eci.gov.in>

Subramanian S V. **How data can empower MPs to serve people better.** Indian Express February 17, 2023. [https://geographicinsights.iq.harvard.edu/files/geographicinsights2/files/IE\\_OpEd\\_MP\\_Feb17\\_2023.pdf](https://geographicinsights.iq.harvard.edu/files/geographicinsights2/files/IE_OpEd_MP_Feb17_2023.pdf)

## Acknowledgements

We wish to acknowledge the support of the National Informatics Centre (Bharat Maps), Demographic and Health Surveys, and the International Institute for Population Sciences in facilitating access to the data. We are also grateful to The Quantum Hub and William Joe for their helpful content feedback.

## Contributions

Conceptualisation, Design, Supervision: **S V Subramanian, Rockli Kim**  
Data Analysis and Visualisation: **Sunil Rajpal, Akhil Kumar, S V Subramanian, Mohit Chaurasiya, Rockli Kim, Hyejun Chi, Abigail Puno, Soohyeon Ko, Sohee Jung, Jinseo Kim**  
Writing and Editing: **S V Subramanian, Jody Blackwell, Rockli Kim**  
Layout and Design: **Atif Amin, Mohit Chaurasiya, S V Subramanian**

## Citation

Geographic Insights Lab. **NFHS Policy Tracker for Parliamentary Constituencies.** India Policy Insights, March 2023. Cambridge, MA: Geographic Insights Lab, Harvard University (Version 2). <https://geographicinsights.iq.harvard.edu/nfhs-tracker-pc>